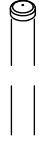
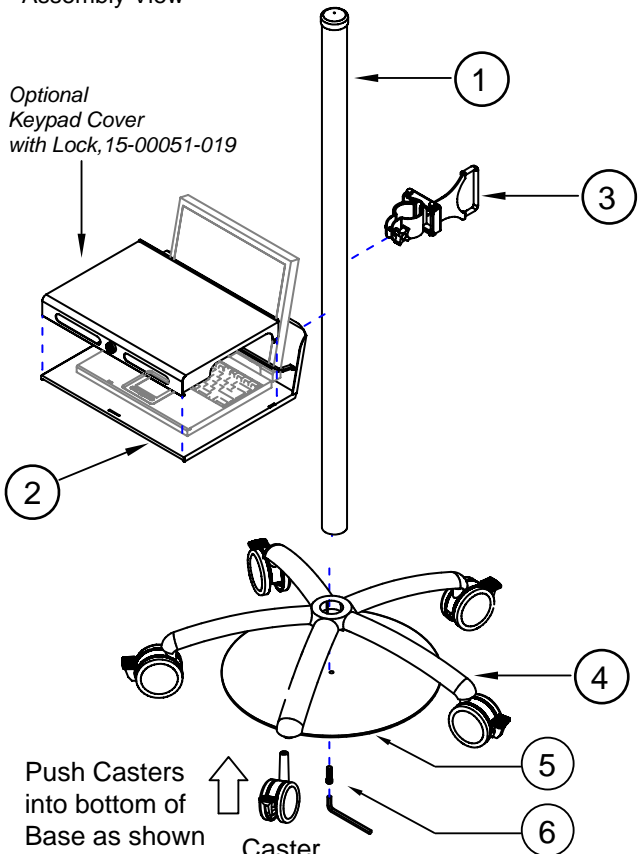
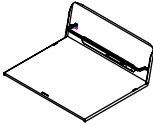

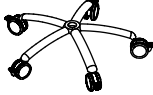


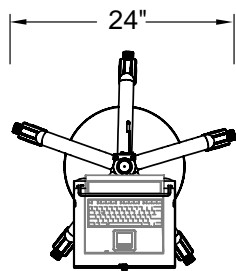
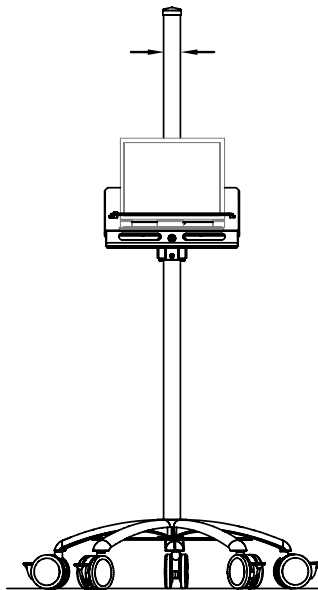


Item #	Illustration	Part Number & Description	Qty.	Assembly View
1		<b>94-00142-000</b> 60" Post with Tapered End	1	 <p>Optional Keypad Cover with Lock, 15-00051-019</p> <p>Push Casters into bottom of Base as shown</p>
2		15-00051-017 Locking Notebook Shelf with Security Bar and Post Clamp	1	
3		15-00220-022 Easy Mount Cart Handle	1	
4		<b>94-00127-004</b> Base with 3 Lockable Casters	1	
5		15-00202-019 Circular Base Stabilizer	1	
6		83-28001-019 M8 x 45mm Socket Head	1	

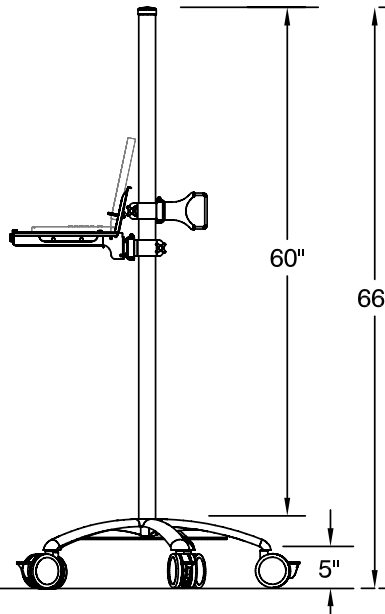
Plan View



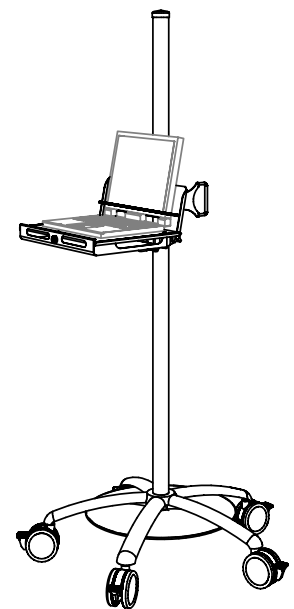
Front Elevation



Side Elevation



Assembled View



UNLESS OTHERWISE SPECIFIED  
 DIMENSIONS ARE IN INCHES  
 TOLERANCES  
 2 PL DECIMALS ± .01  
 3 PL DECIMALS ± .005

NEXT ASS'Y:

DATE: 04/25/08