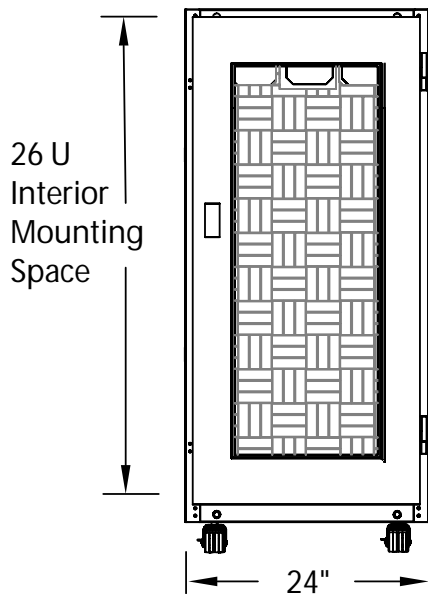


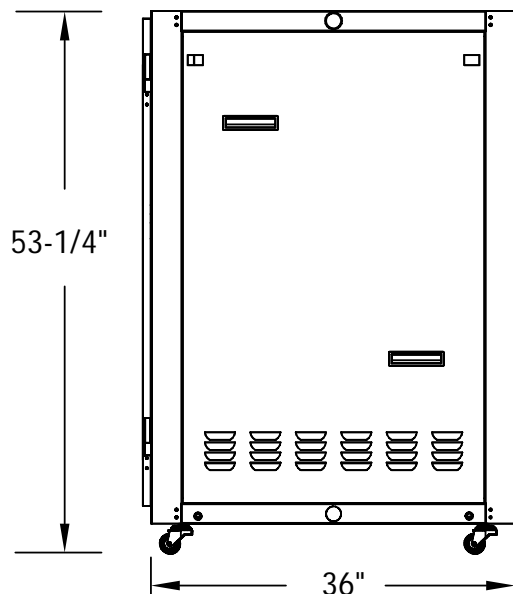
Plain Height	50.50"
With Gliders	51.25"
With Industrial Casters	53.25"
With 4" Institutional Casters	55.50"

Noise Reduction
 Foam Insulation

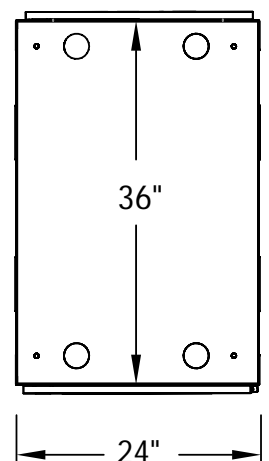
Front Elevation



Side Elevation



Floor Plan



UNLESS OTHERWISE SPECIFIED
 DIMENSIONS ARE IN INCHES
 TOLERANCES
 2 PL DECIMALS ± .01
 3 PL DECIMALS ± .005

NEXT ASS'Y:
 .95-APXSE-026
 DATE: