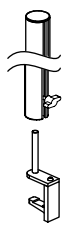







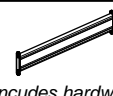



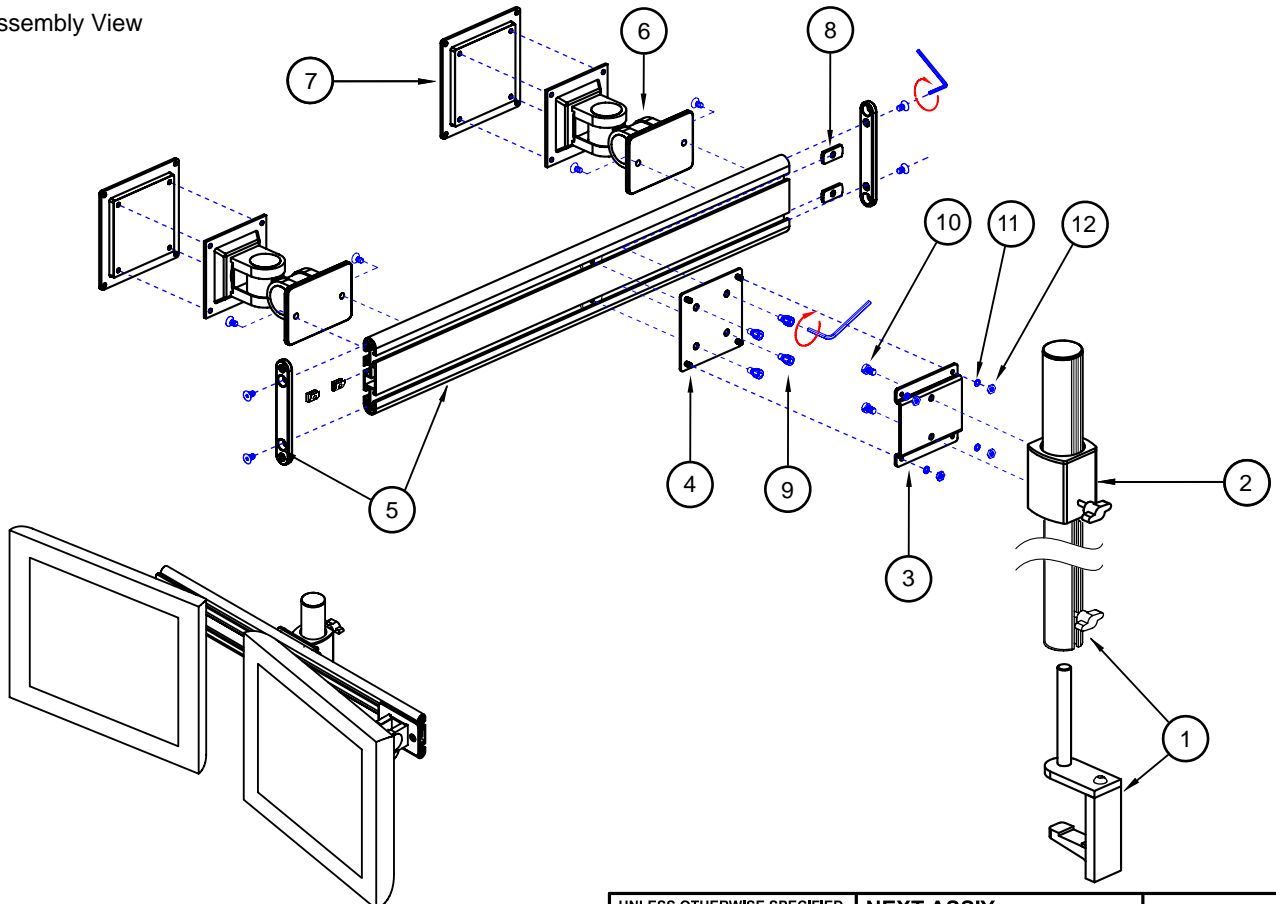


Item #	Illustration	Part Number	Qty.	Item #	Illustration	Part Number	Qty.
1		<b>PA-01P</b> 15-00050-017 17" High Post With Knob & Clamp	1	6	 <i>Includes hardware</i>	<b>LA-17P</b> 15-00048-17P Flat Panel Monitor Mount	2
2		<b>LA-17QQN</b> 15-00220-015 Post Clamp	1	7		<b>100mm Plate</b> 15-00090-100 100mm Mounting Plate	2
3		15-00090-078 Adapter For Duo Command Deskmount	1	8		83-28002-097 Weld Nut 1/4-20 Thread	4
4		15-00092-078 Mounting Plate For Duo Command Deskmount	1	9		83-28001-140 1/4-20 x 3/8" Socket Head Cap Screw Black	4
5	 <i>Includes hardware</i>	<b>PA-01T-24</b> 15-HE501-024 Flat Panel Display Track 24"	1	10		83-28001-009 M6 x 8mm Metric Slot Head Screw	2
				11		83-28004-015 #8 Split Lock Washer Zinc Plated	4
				12		83-28002-058 8-32 Hex Nut	4

Assembly View



UNLESS OTHERWISE SPECIFIED  
 DIMENSIONS ARE IN INCHES  
 TOLERANCES  
 2 PL DECIMALS ± .01  
 3 PL DECIMALS ± .005

NEXT ASS'Y:  
 \_\_\_\_\_  
 DATE:  
 \_\_\_\_\_