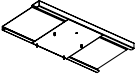


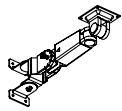

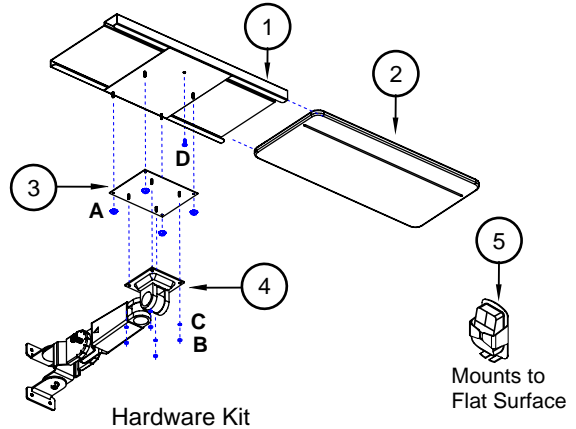






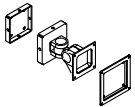
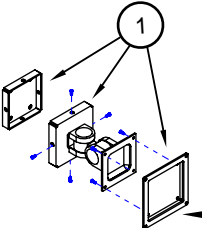
Keyboard & Mouse Tray Assembly			
Item #	Illustration	Part Number	Qty.
1		83-02000-200 Keyboard Tray	1
2		83-02000-230 Mouse Tray Laminated Wood	1
3		83-02000-235 Adapter Plate for KB Tray	1
4		LA-12 15-00036-L12 Keyboard Arm	1
5		MH-008 15-00220-025 Mouse Holder	1

Assembly View

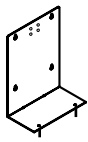
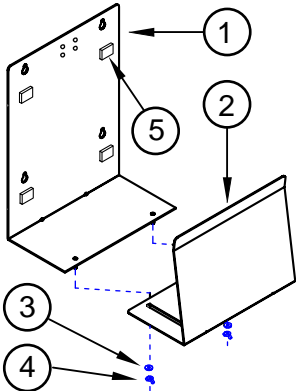






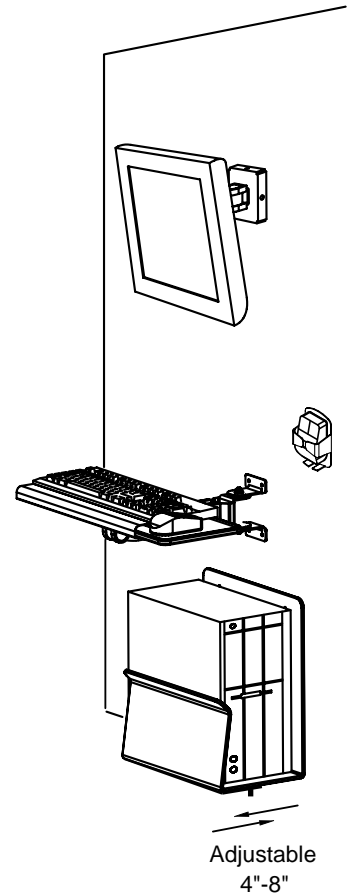
A	B	C	D
			
10-32 Locking Nut (83-28002-010)	6-32 Hex Nut (83-28002-060)	# 8 Split Washer (83-28004-015)	10-32 x 1/2 Phil HD. Screw (83-28001-037)
Qty 4	4	4	1

15-00048-L17 Flat Panel Mount. Tilt/Swivel & Rotate

1		LA-17 15-00048-L17 LCD Mount	1	 <p>INCLUDES HARDWARE AS SHOWN</p> <p>15-00090-100 Vesa 100 mm Plate Use when required for larger Monitors</p>
---	--	---	---	--

99-00140-010 Wall Mount CPU Cradle - Adjustable

1		82-04100-150 Wall Mount CPU Cradle "L" Base	1	
2		82-04100-160 Wall Mount CPU Cradle Adjustable Side	1	
3		83-28004-005 1/4" Washer	2	
4		83-28002-033 1/4-20 Wing nut	2	
5		83-60100-160 Foam Pad	4	



UNLESS OTHERWISE SPECIFIED
 DIMENSIONS ARE IN INCHES
 TOLERANCES
 2 PL DECIMALS ± .01
 3 PL DECIMALS ± .005

NEXT ASS'Y:

DATE: