

**PERSONAL WORKSTATION**

- Hergo's line of Personal Workstations is suitable for any front office environment.
- It is free-standing and designed to be versatile, with interchangeable components that work very well in a Wide range of configurations.
- Each set-up you choose maximizes the work area by taking advantage of the vertical space above the desktop.
- The user can adjust any shelves in 1" increments, and suspend the computer monitor above the workspace... with tilt and swivel capability.

**Personal Workstation Desktop Brackets**

- 366** 13-00821-00L **Left Return Personal Workstation Support Bracket (12" Long)**  
Use when ordering a Right Return Personal Workstation Desktop
- 367** 13-00821-00R **Right Return Personal Workstation Support Bracket (12" Long)**  
Use when ordering a Left Return Personal Workstation Desktop

**Personal Workstation Desktops**

- 368** 13-00090-30R 60" Long x 30" Deep & Right Return 18" Deep
- 369** 13-00092-30L 60" Long x 30" Deep & Left Return 18" Deep
- 370** 13-00100-30R 72" Long x 30" Deep & Right Return 18" Deep
- 371** 13-00100-30L 72" Long x 30" Deep & Left Return 18" Deep

**Personal Workstation Desktop Support**

- 372** 13-00172-300 Round Leg & Glider - Use w/ Return or Island Desktop
- 373** 13-00172-302 Round Leg & Lockable Caster - Use w/ Return or Island Desktop

**Personal Workstation Frames - 30" Wide - Each**

- 374** 10-00072-300 72" High
- 375** 10-00084-300 84" High

**Personal Workstation Modesty Back Panel - 30" Wide**

- 376** 19-00072-120 64" High - For 72" High Frame
- 377** 19-00084-200 76" High - For 84" High Frame

**Personal Workstation Shelf - Upward Brackets - 18.5" Deep**

- 378** 14-00030-000 30" Wide
- 379** 14-00060-000 60" Wide - Use with Item # 360

**Personal Workstation Shelf - Downward Brackets - 18.5" Deep**

- 380** 14-00100-030 30" Wide
- 381** 14-00100-060 60" Wide - Use with Item # 360

**Tilted Shelf - 18.5" Deep**

- 382** 14-00130-000 30" Wide
- 383** 14-00160-000 60" Wide - Use with Item # 361

**Shelf Center Support**

- 384** 14-00910-000 Mounting Shelf Center Support Bracket - Use with 60" Wide Shelf
- 385** 14-00914-000 Tilted Shelf Center Support Bracket - Use with 60" Wide Shelf
- 386** 14-00918-000 Book-end Support Bracket (Pair)

**Storage Compartment - 14" Deep x 15" High**


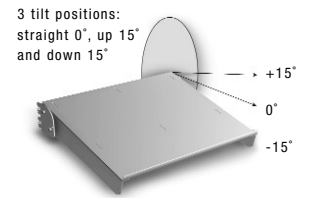


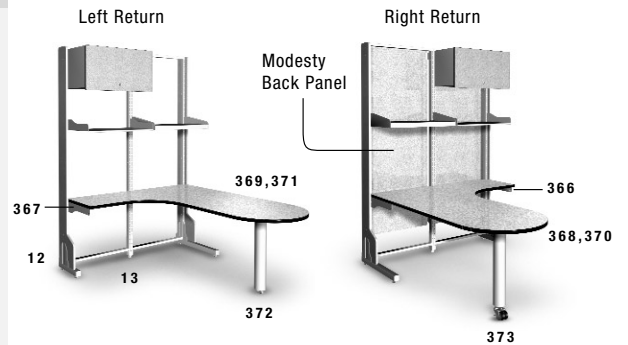
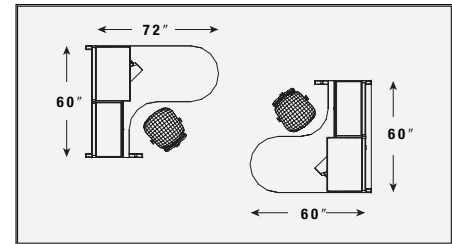
- 387** 16-00030-000 30" Wide

**Workstation Horizontal Power Strip Attachment**

- 388** 46-00054-630 8 Port, 15 Amp, 15' Power Cord - For 30" Frame

**Hergo Workstation Horizontal Cable Raceway**

- 389** 38-00130-000 30" Long



**384-385**  
Recommended for use with 48" and 60" long shelves

